



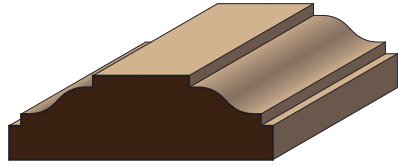
AS 329
 $\frac{3}{8} \times \frac{15}{16}$



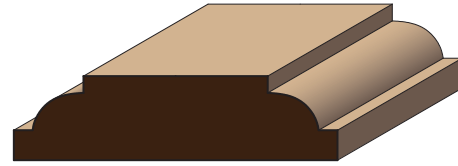
AS 274
 $\frac{7}{16} \times 1\frac{1}{16}$



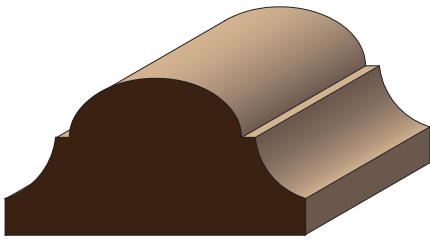
AS 42A
 $1\frac{1}{16} \times 1\frac{1}{2}$




AS 24
 $\frac{7}{16} \times 1\frac{3}{8}$




AS 293
 $\frac{7}{16} \times 1\frac{11}{16}$




AS 43
 $1\frac{3}{16} \times 1\frac{9}{16}$




AS 42 $\frac{3}{4} \times 1\frac{7}{8}$
American Victorian




AS 115 $1\frac{5}{16} \times 1\frac{3}{8}$
American 18th Century




AS 454 $1\frac{5}{16} \times 3$



AS 300 $1\frac{5}{16} \times 2\frac{13}{16}$
American Victorian



AS 154 $1\frac{5}{16} \times 2\frac{1}{2}$



AS 790 $1\frac{5}{16} \times 3\frac{1}{16}$
Art Deco Early 20th Century