
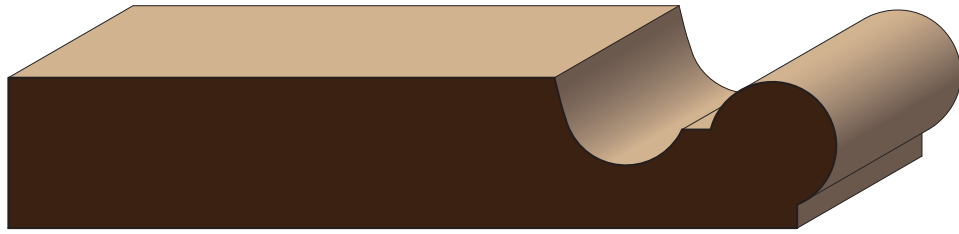


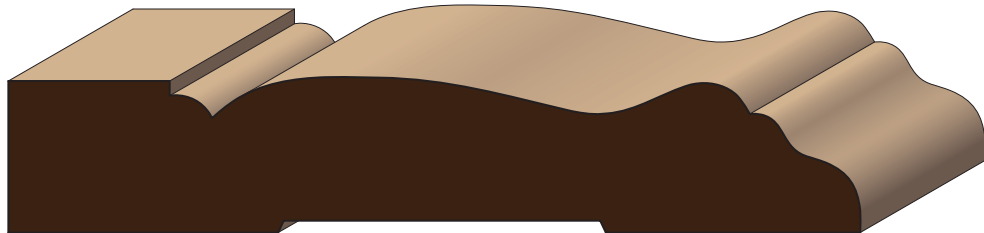
CA 230
 $1\frac{3}{16} \times 4\frac{15}{16}$
American Victorian



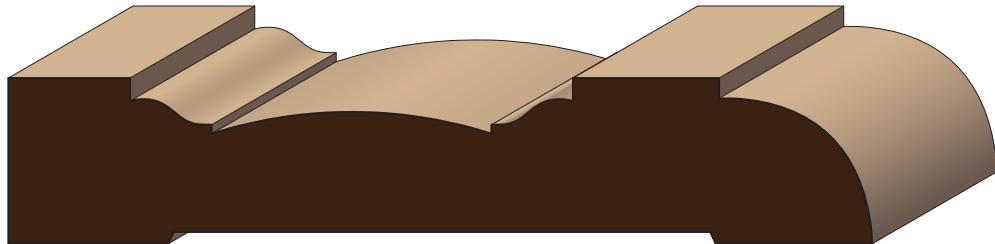
CA 242
 $\frac{3}{4} \times 4\frac{15}{16}$
American Victorian



CA 244
 $1\frac{3}{16} \times 4\frac{7}{16}$
American WWI Era



CA 250
 $\frac{7}{8} \times 4\frac{1}{2}$
American Victorian



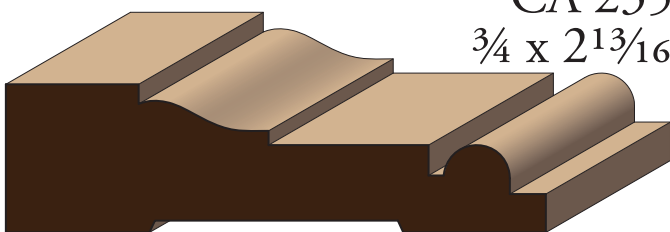
CA 507
 $1\frac{3}{16} \times 4\frac{13}{16}$
American Late
Victorian



CA 546
 $1\frac{3}{16} \times 4\frac{3}{8}$
American Late
Victorian



CA 235
 $\frac{3}{4} \times 2\frac{13}{16}$



CA 237
 $1\frac{3}{16} \times 2\frac{3}{4}$

